

[Company name]

Apparel & Footwear

Reports for SAP Marketing Documents Configuration

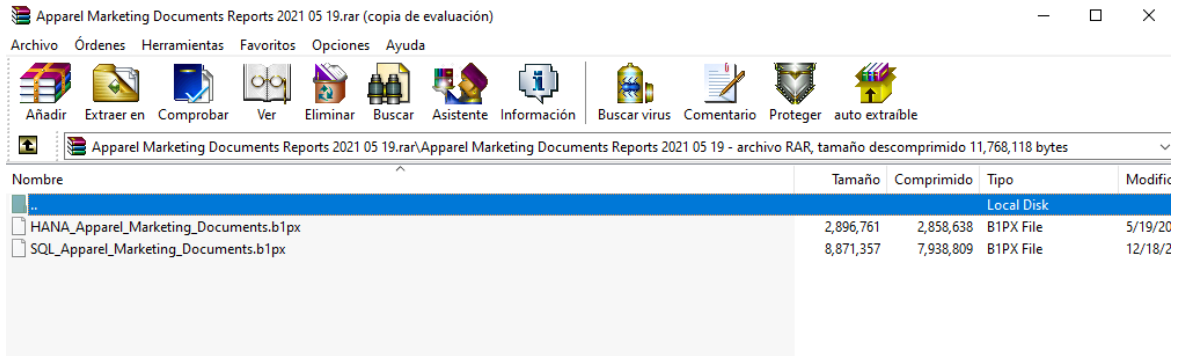
Reports for SAP Marketing Documents Configuration

Here are the steps you need to follow to import Reports for SAP Marketing Documents Configuration

1. Download Apparel Marketing Documents Reports 2021 05 19.rar from

<http://om.argentisconsulting.com/Apparel/Releases/Crystal Reports/>

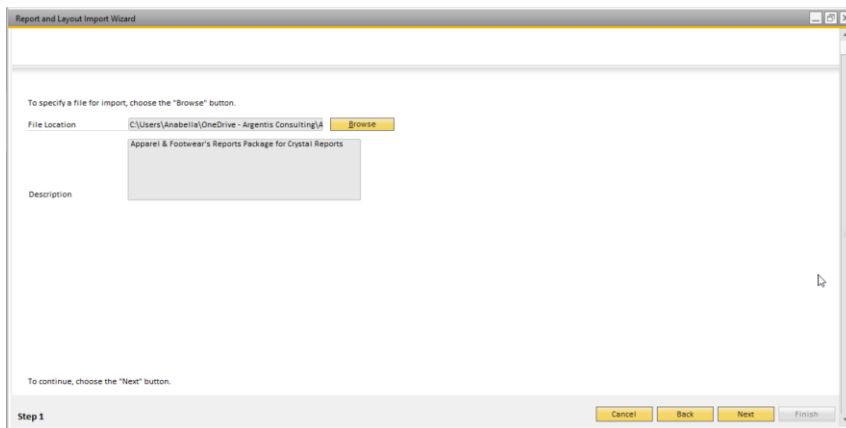
1. Unzip the file



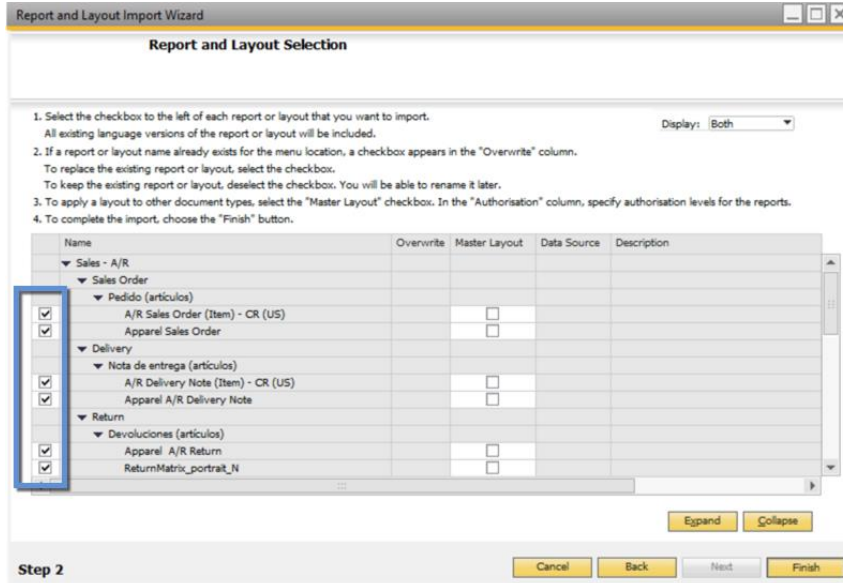
2. Open the Report and Layout Manager and click on import



3. Then Browse and look for the Apparel_Marketing_documents.b1px file and click on Next



4. Then select all the Apparel reports you want to import



- Next, click on Close
- Finally, open the desired Marketing Document and in the Layout and Sequence Set as Default the Apparel Report for the Marketing Document

