

AFS

Errors Knowledge Base

Master Data

Master Data

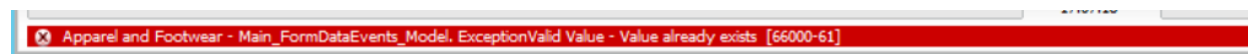
INDEX

1	MASTER DATA	2
1.1	ERROR ADDING A NEW MODEL: VALUE ALREADY EXISTS.....	2
1.2	COLOR MASTER FORM DOES NOT OPEN.....	3
1.3	WHEN TRY TO UPDATE ITEM DESCRIPTION, IT IS UPDATED TO BLANK.....	5
1.4	UPC CODE GENERATION IS BLOCKED BY ANOTHER USER.....	5
1.5	UDF NAME TOO LONG:	6

1 Master data

1.1 Error adding a new model: Value already exists

Error: Apparel and Footwear - Main_Form Data Events_Model. Exception Valid Value – Value already exists [66000-61]



Run a query in ARGNS_COLOR - ARGNS_MODEL - ARGNS_SCALE to see if there are duplicated values (you can extract the table to an Excel file to check all duplicated values) then deleted all duplicated values with a Migration Tool from Argentis.

SQL

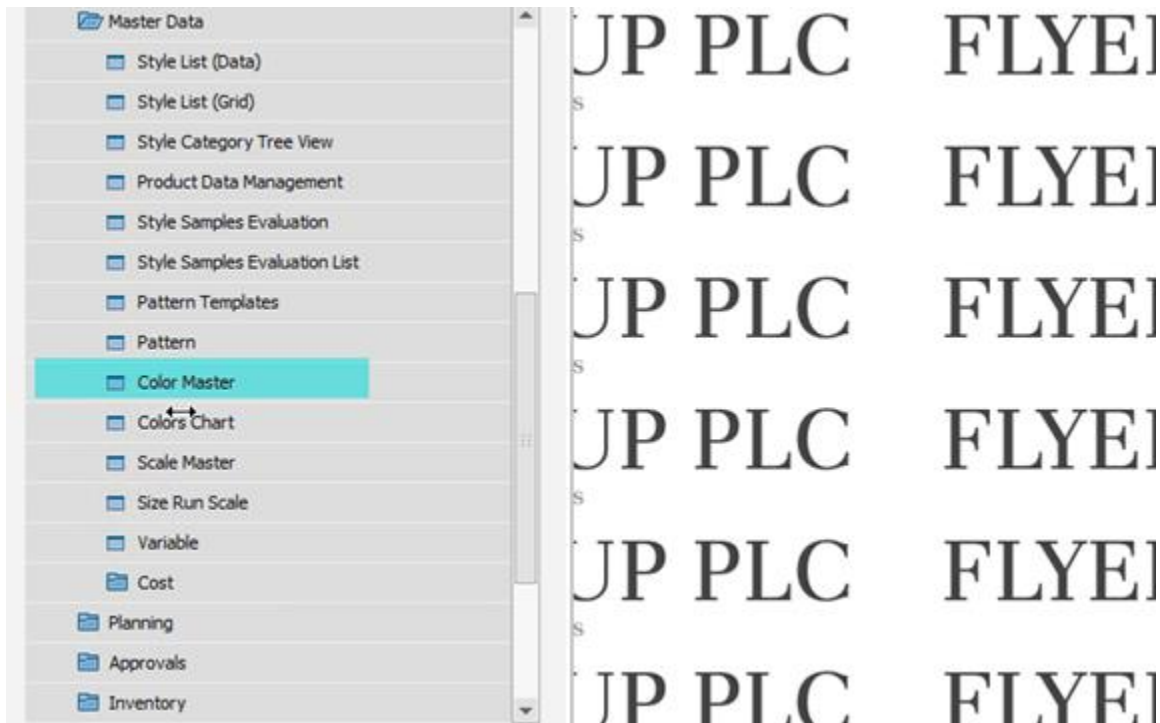
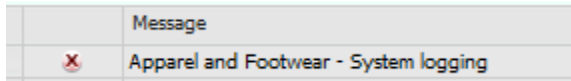
```
Select U_ModCode,Count(U_ModCode)
from [@ARGNS_MODLIST]
Where U_ListNum= ListNumber
Group by U_ModCode
having Count(U_ModCode)>1
```

HANA

```
Select "U_ModCode", Count ("U_ModCode")
from "TEST_GDI_BD"."@ARGNS_MODLIST"
Where "U_ListNum"= '1'
Group by "U_ModCode"
having Count ("U_ModCode") > 1
```

Run **Update DB from Maintenance menu**, this module is going to show if there are duplicates, or nulls values, or if the base needs to restore the numbering

1.2 Color Master form does not open

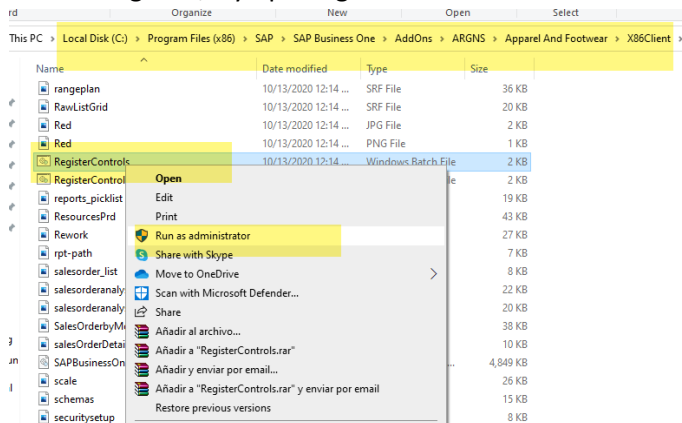


Apparel and Footwear - SBO_Application_MenuEvent. ExceptionInvalid classtring

Please do the following:

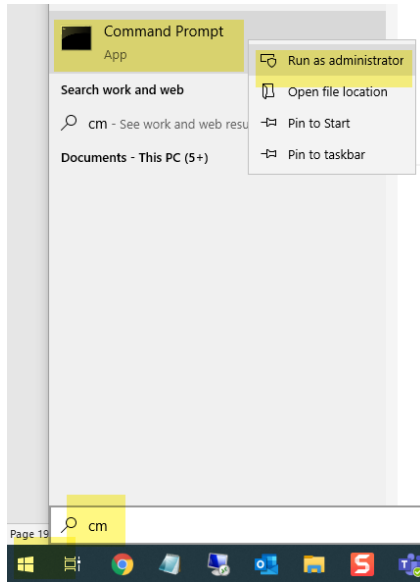
Navigate on the server drive to where the add-on installed, in my case I'm using 32 Bit SAP it would be: "C:\Program Files (x86)\SAP\SAP Business One\AddOns\ARGNS\Apparel and Footwear\X86Client", and look for an executable file called "**RegisterControls.bat**", run it as administrator, it will register controls on that machine that are required to open that window and could be causing that issue.

After doing that, try opening the Color Master window once again



From D.O.S. and for Sap 64 bits:

1. Run CMD as administrator



2. For Sap 32 bits:

```
CD C:\Program Files (x86)\SAP\SAP Business One\AddOns\ARGNS\Apparel And Footwear\X86Client
C:\Program Files (x86)\SAP\SAP Business One\AddOns\ARGNS\Apparel And Footwear\X64Client>RegisterControls.bat
```

For Sap 64 bits:

```
CD C:\Program Files\SAP\SAP Business One\AddOns\ARGNS\Apparel And Footwear\X64Client
C:\Program Files\SAP\SAP Business One\AddOns\ARGNS\Apparel And Footwear\X64Client>RegisterControls64.bat
```

```
C:\WINDOWS\system32>cd C:\Program Files\SAP\SAP Business One\AddOns\ARGNS\Apparel And Footwear\X64Client
C:\Program Files\SAP\SAP Business One\AddOns\ARGNS\Apparel And Footwear\X64Client>
C:\Program Files\SAP\SAP Business One\AddOns\ARGNS\Apparel And Footwear\X64Client>RegisterControls64.bat
```

3. The outcome must be: "Types registered successfully the type library was registered successfully"

```
=====  
Running Admin shell  
=====  
Microsoft .NET Framework Assembly Registration Utility version 4.8.4084.0  
for Microsoft .NET Framework version 4.8.4084.0  
Copyright (C) Microsoft Corporation. All rights reserved.  
  
Types registered successfully  
Type library exporter warning processing 'ARGNS.ActiveXProjects.Balance.get_Anchor(#0), ARGNS.ActiveXProjects'. Warning: Non COM visible value type 'System.Windows.Forms.AnchorStyles' is being referenced either from the type currently being exported or from one of its base types.  
Type library exporter warning processing 'ARGNS.ActiveXProjects.Balance.set_Anchor(value), ARGNS.ActiveXProjects'. Warning: Non COM visible value type 'System.Windows.Forms.AnchorStyles' is being referenced either from the type currently being exported or from one of its base types.  
Type library exporter warning processing 'ARGNS.ActiveXProjects.Balance.get_BackgroundImageLayout(#0), ARGNS.ActiveXProjects'. Warning: Non COM visible value type 'System.Windows.Forms.ImageLayout' is being referenced either from the type currently being exported or from one of its base types.  
Type library exporter warning processing 'ARGNS.ActiveXProjects.Balance.set_BackgroundImageLayout(value), ARGNS.ActiveXProjects'. Warning: Non COM visible value type 'System.Windows.Forms.ImageLayout' is being referenced either from the type currently being exported or from one of its base types.  
Type library exporter warning processing 'ARGNS.ActiveXProjects.Balance.get_Dock(#0), ARGNS.ActiveXProjects'. Warning: Non COM visible value type 'System.Windows.Forms.DockStyle' is being referenced either from the type currently being exported or from one of its base types.  
Type library exporter warning processing 'ARGNS.ActiveXProjects.Balance.set_Dock(value), ARGNS.ActiveXProjects'. Warning: Non COM visible value type 'System.Windows.Forms.DockStyle' is being referenced either from the type currently being exported or from one of its base types.  
Type library exporter warning processing 'ARGNS.ActiveXProjects.Balance.get_RightToLeft(#0), ARGNS.ActiveXProjects'. Warning: Non COM visible value type 'System.Windows.Forms.RightToLeft' is being referenced either from the type currently being exported or from one of its base types.  
Type library exporter warning processing 'ARGNS.ActiveXProjects.Balance.set_RightToLeft(value), ARGNS.ActiveXProjects'. Warning: Non COM visible value type 'System.Windows.Forms.RightToLeft' is being referenced either from the type currently being exported or from one of its base types.  
Type library exporter warning processing 'ARGNS.ActiveXProjects.Balance.PreProcessMessage(msg), ARGNS.ActiveXProjects'. Warning: Non COM visible value type 'System.Windows.Forms.Message' is being referenced either from the type currently being exported or from one of its base types.
```

1.3 When try to Update Item description, it is updated to blank

Internal Code: 3
AF Segmentation: Mat_pri

Use	Segment Name	Max Length	Default Description
<input checked="" type="checkbox"/>	Prod	6	<input type="checkbox"/>
<input checked="" type="checkbox"/>	col	6	<input type="checkbox"/>
<input type="checkbox"/>			<input type="checkbox"/>
<input type="checkbox"/>			<input type="checkbox"/>
<input type="checkbox"/>			<input type="checkbox"/>

Item Code: Use a separator: -, Code length (max is 50): 13

OK Cancel Active

If Default Description is not checked, It won't update Item description

Internal Code: 3
AF Segmentation: Mat_pri

Use	Segment Name	Max Length	Default Description
<input checked="" type="checkbox"/>	Prod	6	<input type="checkbox"/>
<input checked="" type="checkbox"/>	col	6	<input type="checkbox"/>
<input type="checkbox"/>			<input type="checkbox"/>
<input type="checkbox"/>			<input type="checkbox"/>
<input type="checkbox"/>			<input type="checkbox"/>

Item Code: Use a separator: -, Code length (max is 50): 13

Model: Prod
Color: col
Scale:
Size:
Variable:
Use Model: Yes
Use Color: Yes
Use Scale:
Use Variable:
Default Description Model:
Default Description Color: Y - Yes
Default Description Scale: N - No
Default Description Size:
Default Description Variable:

Internal Code: 3
AF Segmentation: Mat_pri

Use	Segment Name	Max Length	Default Description
<input checked="" type="checkbox"/>	Prod	6	<input checked="" type="checkbox"/>
<input checked="" type="checkbox"/>	col	6	<input checked="" type="checkbox"/>
<input type="checkbox"/>			<input type="checkbox"/>
<input type="checkbox"/>			<input type="checkbox"/>
<input type="checkbox"/>			<input type="checkbox"/>

Item Code: Use a separator: -, Code length (max is 50): 13

Model: Prod
Color: col
Scale:
Size:
Variable:
Use Model: Yes
Use Color: Yes
Use Scale:
Use Variable:
Default Description Model: Yes
Default Description Color:
Default Description Scale:
Default Description Size:
Default Description Variable:

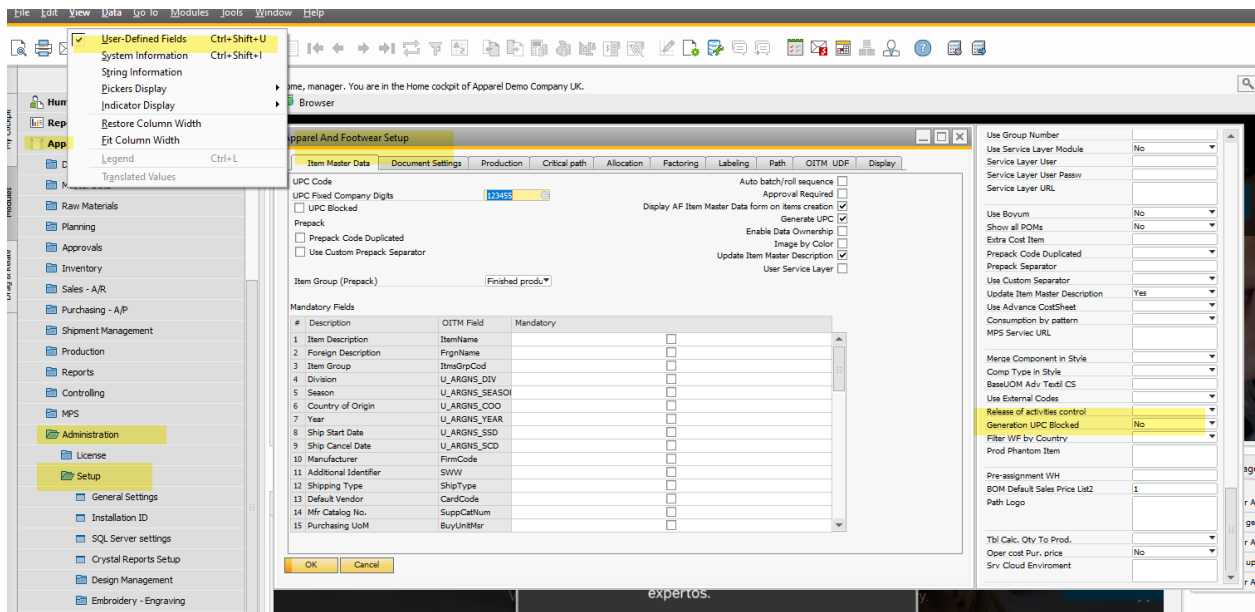
OK Cancel Active

1.4 UPC Code generation is Blocked by another user

System Message

UPC Code Generation is Blocked by another user, do you want continuous without UPC Creation?

Yes No



1.5 UDF name too long:

When open PDM module, shows the error: UDF name too long: ARGNS_OLD_CODE Table Name: @ARGNS_MODEL_COLOR Max. Length 10
UDFs must have as max 10 digits Length like ARGNS_OLDC